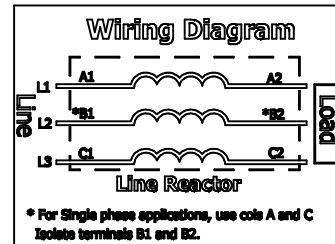
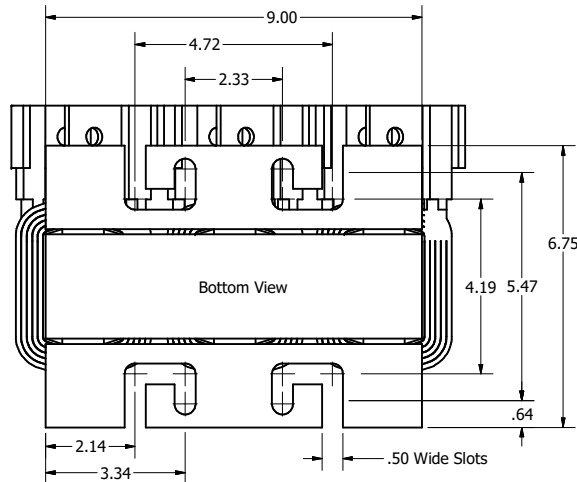
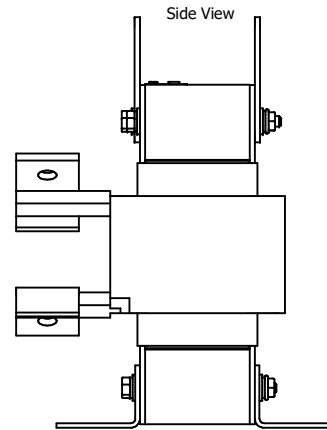


(Customer Connections) Markings On Coils For Reference Only.



480 Rated Voltage, 600 Max Voltage, Low Z, Impedance.								
Part Number	Horsepower (HP)	Motor Amps (A)	Maximum Amps (A)	Inductance (uH)	Weight (LBS)	Available Lug Kit	Terminal Hole Size (Inches)	Losses (W)
KDRG3L	200	240	240	83.9	65	SLK12	0.44	280

575 Rated Voltage, 600 Max Voltage, High Z, Impedance.								
Part Number	Horsepower (HP)	Motor Amps (A)	Maximum Amps (A)	Inductance (uH)	Weight (LBS)	Available Lug Kit	Terminal Hole Size (Inches)	Losses (W)
KDRG45H	150	144	155	326	65	SLK11	0.44	400

575 Rated Voltage, 600 Max Voltage, Low Z, Impedance.								
Part Number	Horsepower (HP)	Motor Amps (A)	Maximum Amps (A)	Inductance (uH)	Weight (LBS)	Available Lug Kit	Terminal Hole Size (Inches)	Losses (W)
KDRG47L	250	242	242	108	65	SLK12	0.44	394
KDRG45L	300	289	292	98.8	65	SLK12	0.44	374

480 Rated Voltage, 600 Max Voltage, Output								
Part Number	Horsepower (HP)	Motor Amps (A)	Maximum Amps (A)	Inductance (uH)	Weight (LBS)	Available Lug Kit	Terminal Hole Size (Inches)	Losses (W)
KDRG1P	200	240	250	41.3	60	SLK12	0.44	161

575 Rated Voltage, 600 Max Voltage, Output								
Part Number	Horsepower (HP)	Motor Amps (A)	Maximum Amps (A)	Inductance (uH)	Weight (LBS)	Available Lug Kit	Terminal Hole Size (Inches)	Losses (W)
KDRG31P	250	242	250	44	60	SLK12	0.44	161

TCL (800) 824-8282 transcoil.com

TCL, LLC
Germantown, WI, USA.
transcoil.com
800-824-8282

KDRUL Drive Reactor
KDR - Motor Amps ---
3PH, 50/60Hz, ---V Rated, 600V Max, ---A Max
40C Amb Max, 155C Max, RoHS
Manual #30095 LUG KIT #SLK---

DATE CODE A1 B1 C1

- Notes:
1. KDR Lug Kits sold separately. Contact TCL.
 2. For KDRUL Version With Terminal Lugs Attached, See Sheet 4
 3. UL file number: cULus Listed File E116124.
 4. KDR Drive Reactors Comply With The Thermal and Altitude Standards Set Forth by NEMA ST20-1992.
 5. KDR IOM Manual Part Number 30895
 6. NEC Current For 208/240 Volts, Horsepower Based On 208 Volts.
 7. Material(s) Shall be RoHS Compliant
 8. Customer Is Responsible For Installation To Meet All National And Local Electrical Codes.

THE INFORMATION AND DESIGNS CONTAINED IN THIS DRAWING ARE CONFIDENTIAL AND THE PROPRIETARY PROPERTY OF ALLIED MOTION TECHNOLOGIES INC. AND ITS SUBSIDIARIES. NEITHER THIS DESIGN NOR ANY INFORMATION CONTAINED IN THIS DRAWING MAY BE REPRODUCED OR DISCLOSED TO OTHERS WITHOUT THE EXPRESS WRITTEN CONSENT OF ALLIED MOTION TECHNOLOGIES INC. AND ITS SUBSIDIARIES.				TOLERANCES (EXCEPT AS NOTED) DECIMAL .XX ± .03 .XXX ± .010 FRACTIONAL ± 1/32 ANGULAR ± 1°				W182N10611 (Rev 1) 15Feb Germantown, WI 53022 © 2024 TCL, LLC An Official Motion Systems Company KDR G Frame, Copper Bus Reactor Drawing			
B	6631 update KDRG45H Watts 405 to 400	4/5/2024	DSW	NO	REVISION	DATE	BY	SCALE: 1/2	DATE: 2/28/18	107533-3DG	SHT 1 OF 1